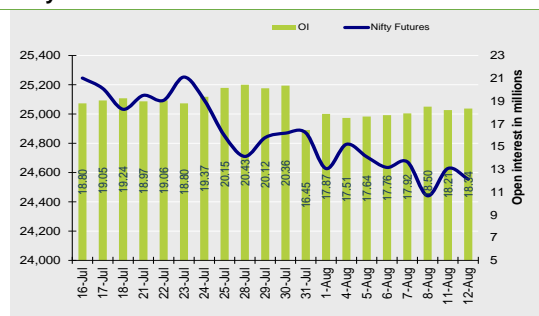


Nifty Snapshot

	Close	Prv Cl.	Ab chg	% chg
Spot	24,487.40	24,585.05	-97.65	-0.40
Futures	24,554.90	24,627.90	-73.00	-0.30
OI(ml shr)	18.34	18.21	0.13	0.72
Vol (lots)	90678	69870	20808	29.78
COC	67.50	42.85	24.65	57.5
PCR-OI	0.78	1.03	-0.25	-24.1

Nifty Futures Price v/s OI



Institutional Activity in previous trading session

(in Rs cr.)	Buy	Sell	Net
Index Futures	1946.36	2971.44	-1025.08
Index Options	1156114.60	1155294.24	820.36
Stock Futures	15336.96	14884.47	452.49
Stock Options	21406.77	21534.40	-127.63
FII Cash	9,532.22	12,931.02	-3,398.80
DII Cash	11,888.48	8,380.55	3,507.93

Net FII Activity (in Rs cr.)

Date	Idx Fut	Stk Fut	Idx Opt	Cash
12-Aug	-1025.1	452.5	820.4	-3399
11-Aug	549.7	2408.8	-6155.0	-1203
8-Aug	-1762.3	-2725.4	-148.4	1933
7-Aug	-1130.9	1240.5	3874.2	-4997
6-Aug	341.8	-1397.9	9416.0	-4999
5-Aug	-2249.2	-3273.6	6828.3	-22

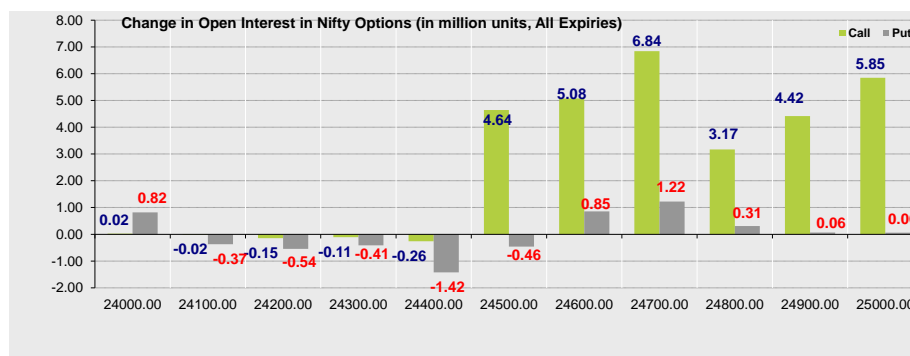
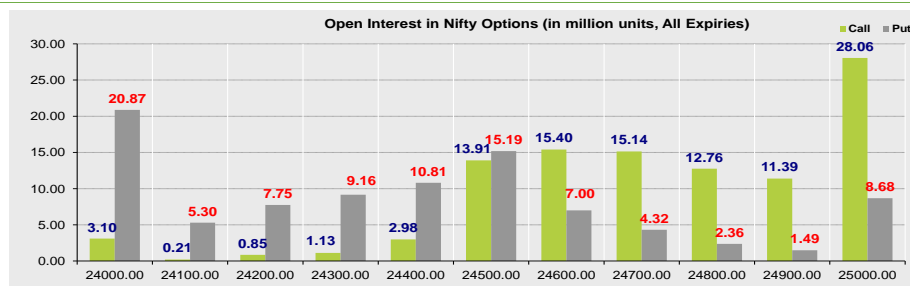
Technical Pivot (Intraday):

	S2	S1	PIVOT	R1	R2
NIFTY	24400	24475	24620	24700	24845
BANKNIFTY	54970	55130	55415	55570	55855

Summary

- Indian markets closed on a negative note where selling was mainly seen in Finance, FMCG, Banking Sectors. Nifty Aug Futures closed at 24554.90 (down 73.00 points) at a premium of 67.50 pts to spot.
- FII's were net sellers in Cash to the tune of 3398.80 Cr and were net sellers in index futures to the tune of 1025.08 Cr.
- India VIX increased by 0.12% to close at 12.23 touching an intraday high of 12.42.

Open Interest in Nifty Options:



- The above second chart shows previous trading day's change in Nifty options where Additions in OI were seen in 24800, 24700, 24600, 24500 strike Calls and liquidations at 24200, 24300, 24400, 24500 strike Puts indicating market is likely to remain range bound in the near term.
- Highest OI build-up is seen at 25000 strike Calls and 24000 strike Puts, to the tune of 28.06mn and 20.87mn respectively.

Outlook on Nifty:

Index is likely to open on a positive note today and is likely to remain range bound during the day.

(Price is in Rs; OI is in million units; Price chg and OI chg are in percentage) **NB RESEARCH**

Fresh Longs seen in:

Scrip	Price	Price chg	OI	OI Chg
ALKEM	5171.5	6.5	1.4	28.1
NUVAMA	6890.0	0.6	0.1	22.7
TITAGARH	799.8	3.8	9.6	22.7

Short Covering seen in:

Scrip	Price	Price chg	OI	OI Chg
PGEL	516.0	1.2	14.2	-13.5
JSL	712.7	5.1	4.5	-9.5
CESC	165.3	1.7	11.3	-6.2

Fresh Shorts seen in:

Scrip	Price	Price chg	OI	OI Chg
ASTRAL	1271.2	-8.2	8.9	39.1
360ONE	1022.6	-2.3	5.3	13.7
SUZLON	63.3	-0.4	83.1	13.3

Long Unwinding seen in:

Scrip	Price	Price chg	OI	OI Chg
TATACHEM	946.4	-0.9	6.5	-4.1
CUMMINSIND	3770.4	-1.0	3.5	-3.0
DELHIVERY	464.0	-1.3	13.3	-2.7

NIFTY50 Options OI (CE OI = Resistance) (PE OI = Support)

Symbol	Highest CE OI	Highest PE OI	CMP
ADANIENT	2600	2700	2292
ADANIPTS	1400	1400	1335
APOLLOHOSP	7500	7000	7252
ASIANPAINT	2500	2400	2482
AXISBANK	1100	1060	1072
BAJAJ-AUTO	9000	8000	8228
BAJFINANCE	900	900	856
BAJAJFINSV	2000	1720	1911
BEL	400	390	381
BHARTIARTL	2000	1860	1858
CIPLA	1600	1500	1526
COALINDIA	400	370	381
DRREDDY	1300	1200	1220
EICHERMOT	5700	5800	5680
ETERNAL	320	300	306
GRASIM	2800	2700	2744
HCLTECH	1500	1500	1501
HDFCBANK	2000	2000	1978
HDFCLIFE	800	730	767
HEROMOTOCO	4600	4600	4644
HINDALCO	700	660	670
HINDUNILVR	2600	2400	2494
ICICIBANK	1500	1400	1427
ITC	420	410	417
INDUSINDBK	900	800	785

NIFTY50 Options OI (CE OI = Resistance) (PE OI = Support)

Symbol	Highest CE OI	Highest PE OI	CMP
INFY	1600	1400	1429
JSWSTEEL	1060	920	1052
JIOFIN	350	310	328
KOTAKBANK	2200	2000	1967
LT	3700	3600	3691
M&M	3400	3100	3240
MARUTI	13000	12500	12857
NTPC	340	340	341
NESTLEIND	1150	1050	1093
ONGC	235	235	236
POWERGRID	300	280	285
RELIANCE	1400	1400	1380
SBILIFE	1900	1800	1845
SHRIRAMFIN	700	600	614
SBIN	830	800	822
SUNPHARMA	1800	1500	1624
TCS	3200	3000	3044
TATACONSUM	1100	1000	1051
TATAMOTORS	700	600	657
TATASTEEL	180	160	161
TECHM	1600	1500	1511
TITAN	3500	3400	3492
TRENT	5500	5000	5387
ULTRACEMCO	12300	12000	12466
WIPRO	260	250	241

OI against MWPL				
Symbol	MWPL	Open Interest	Limit for next day	% OI
TITAGARH	16037381	18388175	Ban	115%
RBLBANK	121801958	126644400	Ban	104%
PGEL	31863579	32731300	Ban	103%
LICHSGFIN	60244101	51983000	5248895	86%
PNBHOUSING	37416542	31337800	Ban	84%
SAIL	289148547	235385400	39305719	81%
ASTRAL	24660712	18559750	4867926	75%
KALYANKJIL	76736012	56643225	16255986	74%
HFCL	197306132	141422700	46018125	72%
ABFRL	121604705	84336200	31188269	69%
IEX	177860058	121672500	47294555	68%
BIOCON	121308233	81340000	33902821	67%
INDUSINDBK	125074379	82724600	36096060	66%
PNB	687763516	453392000	199983340	66%
NMDC	689383367	446944500	207969698	65%
BANDHANBNK	190337283	122126400	58694018	64%
CDSL	35530000	22065650	11687850	62%
ADANIENT	60081955	36698400	20379457	61%
LTF	169036274	100685030	59899430	60%
GRANULES	29688038	17556900	10646736	59%
CANBK	672420574	396522000	242277545	59%
NATIONALUM	178967755	103620000	66399367	58%
PATANJALI	22595616	12952800	8513035	57%
HUDCO	100095000	55821900	39268350	56%
ABB	10595418	5808000	4257647	55%
CONCOR	68852343	37222500	28187225	54%
ABCAPITAL	163088564	88167100	66767035	54%
DLF	128335064	68894925	53023385	54%
RECLTD	249446067	132285075	104688688	53%
MANAPPURAM	109606743	55629000	48497405	51%
EXIDEIND	91809066	46443600	40775012	51%
AMBER	4089938	2049600	1835841	50%

[illegible]

Derivative Recommendations:

Stock Name	Call (Buy/Sell)	Entry price	Targets	Stop Loss	Duration	Status
NIFTY (Long Straddle)	Buy	674	1100	500	Positional	Open
PAYTM (Bull Call spread)	Strategy	39	101	20	Positional	Open
UNOMINDA 1120CE	Buy	29.5	45	21	1-2 Days	Open
HCLTECH 1520CE	Buy	22	34	22	1-2 Days	Open
NTPC 340CE	Buy	3.8	7.5	2.3	1-2 Days	Open
MUTHOOTFIN Future	Sell	2559	2450	2605	1-2 Days	Open

FROM THE EQUITY DERIVATIVE DESK:

NIRAV HARISH CHHEDA
AVP - DERIVATIVES AND TECHNICAL RESEARCH
E-Mail: nirav.chheda@nirmalbang.com
Tel no: 6273-8199/8000

AMIT BHUPTANI
SNR.DERIVATIVES AND TECHNICAL RESEARCH ANALYST
E-Mail: amit.bhuptani@nirmalbang.com
Tel no: 6273-8242/8000

DISCLOSURES

Research Reports that are published by Nirmal Bang Securities Private Limited (hereinafter referred to as "NBSPL") are for private circulation only. NBSPL is a registered Research Analyst under SEBI (Research Analyst) Regulations, 2014 having Registration no. INH000001766. NBSPL is also a registered Stock Broker with National Stock Exchange of India Limited, BSE Limited, Metropolitan Stock Exchange of India Limited, Multi Commodity Exchange of India Limited, National Commodity and Derivative Exchange Limited and Indian Commodity Exchange Limited in cash and Equity and Commodities derivatives segments.

NBSPL has other business divisions with independent research teams separated by Chinese walls, and therefore may, at times, have different or contrary views on stocks and markets.

NBSPL or its associates have not been debarred / suspended by SEBI or any other regulatory authority for accessing / dealing in securities Market. NBSPL, its associates or analyst or his relatives do not hold any financial interest (Except Investment) in the subject company. NBSPL or its associates or Analyst do not have any conflict or material conflict of interest at the time of publication of the research report with the subject company. NBSPL or its associates or Analyst or his relatives may or may not hold beneficial ownership of 1% or more in the subject company at the end of the month immediately preceding the date of publication of this research report.

NBSPL or its associates / analyst has not received any compensation / managed or co-managed public offering of securities of the company covered by Analyst during the past twelve months. NBSPL or its associates have not received any compensation or other benefits from the company covered by Analyst or third party in connection with the research report. Analyst has not served as an officer, director or employee of Subject Company. NBSPL / analyst has not been engaged in market making activity of the subject company.

Analyst Certification: The research analysts and authors of these reports, hereby certify that the views expressed in this research report accurately reflects my/our personal views about the subject securities, issuers, products, sectors or industries. It is also certified that no part of the compensation of the analyst(s) was, is, or will be directly or indirectly related to the inclusion of specific recommendations or views in this research. The analyst(s) principally responsible for the preparation of this research report and has taken reasonable care to achieve and maintain independence and objectivity in making any recommendations.

DISCLAIMER

This report is for the personal information of the authorized recipient and does not construe to be any investment, legal or taxation advice to you. NBSPL is not soliciting any action based upon it. Nothing in this research shall be construed as a solicitation to buy or sell any security or product, or to engage in or refrain from engaging in any such transaction. In preparing this research, we did not take into account the investment objectives, financial situation and particular needs of the reader.

This research has been prepared for the general use of the clients of NBSPL and must not be copied, either in whole or in part, or distributed or redistributed to any other person in any form. If you are not the intended recipient you must not use or disclose the information in this research in any way. Though disseminated to all the customers simultaneously, not all customers may receive this report at the same time. NBSPL will not treat recipients as customers by virtue of their receiving this report. This report is not directed or intended for distribution to or use by any person or entity resident in a state, country or any jurisdiction, where such distribution, publication, availability or use would be contrary to law, regulation or which would subject NBSPL & its group companies to registration or licensing requirements within such jurisdictions.

The report is based on the information obtained from sources believed to be reliable, but we do not make any representation or warranty that it is accurate, complete or up-to-date and it should not be relied upon as such. We accept no obligation to correct or update the information or opinions in it. NBSPL or any of its affiliates or employees shall not be in any way responsible for any loss or damage that may arise to any person from any inadvertent error in the information contained in this report. NBSPL or any of its affiliates or employees do not provide, at any time, any express or implied warranty of any kind, regarding any matter pertaining to this report, including without limitation the implied warranties of merchantability, fitness for a particular purpose, and non-infringement. The recipients of this report should rely on their own investigations.

This information is subject to change without any prior notice. NBSPL reserves its absolute discretion and right to make or refrain from making modifications and alterations to this statement from time to time. Nevertheless, NBSPL is committed to providing independent and transparent recommendations to its clients, and would be happy to provide information in response to specific client queries.

Before making an investment decision on the basis of this research, the reader needs to consider, with or without the assistance of an adviser, whether the advice is appropriate in light of their particular investment needs, objectives and financial circumstances. There are risks involved in securities trading. The price of securities can and does fluctuate, and an individual security may even become valueless. International investors are reminded of the additional risks inherent in international investments, such as currency fluctuations and international stock market or economic conditions, which may adversely affect the value of the investment. Opinions expressed are subject to change without any notice. Neither the company nor the director or the employees of NBSPL accept any liability whatsoever for any direct, indirect, consequential or other loss arising from any use of this research and/or further communication in relation to this research. Here it may be noted that neither NBSPL, nor its directors, employees, agents or representatives shall be liable for any damages whether direct or indirect, incidental, special or consequential including lost revenue or lost profit that may arise from or in connection with the use of the information contained in this report.

Copyright of this document vests exclusively with NBSPL. Our reports are also available on our website www.nirmalbang.com